



Acme Sanitary Ware Co Ltd

Acme Building, 22-28 Nanking Street, Kowloon, Hong Kong
Tel: 2388 7171 Fax: 2710 8012
E-mail: acme@acmesanitary.com.hk
Website: www.acmesanitaryware.com.hk



Pure Freude
an Wasser

PROJECT		REF		REV	ITEM CODE	
LOCATION		DATE			PAGE	

SANITARY WARE SPECIFICATION SHEET

Item Descriptions	GROHE (Germany) "Eurosmart" Chrome plated single-lever basin mixer 1/2" L-Size
Dimensions	L140 x W111 x H311 mm
Model	23537002
Finish / Material	Chrome Plated
Country of origin	Portugal
Manufacturer	GROHE Limited
Supplier	Acme Sanitary Ware Co. Ltd Mr. Eric Wong/ Mr. Don Yuen
Contact Tel/Fax	(852) 2388-7171 / (852) 2710-8012
E-mail	acme@acmesanitary.com.hk
Website	www.acmesanitary.com.hk

Illustration/ Drawing



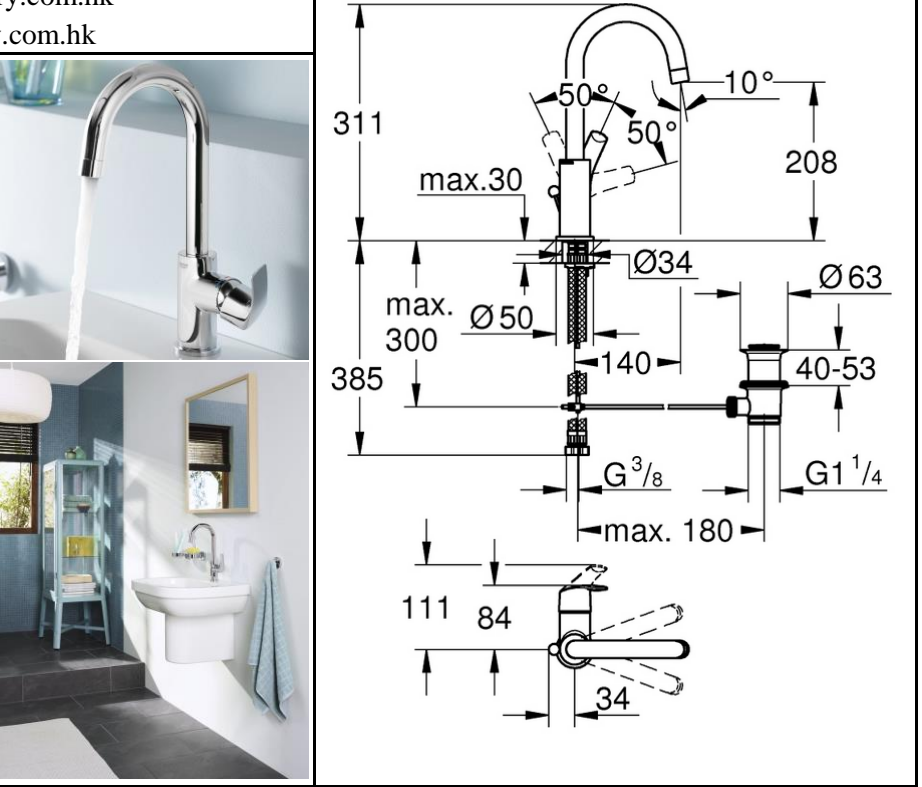






"Eurosmart"
Single-lever basin mixer 1/2" L-Size

- monobloc installation
- metal lever
- 28 mm ceramic cartridge with **GROHE SilkMove**
- with temperature limiter
- **GROHE StarLight** chrome finish
- **GROHE EcoJoy** mousseur 5.7 l/min
- **GROHE FastFixation** rapid installation system
- swivel tubular spout
- swivel area 360° pop-up waste set 1 1/4"
- flexible connection hoses

Note: [grohe 23537002](https://www.youtube.com/watch?v=2kPnndIAJr8) <https://www.youtube.com/watch?v=2kPnndIAJr8>
[GROHE Eurosmart L-Size 23537002 unboxing](https://www.youtube.com/watch?v=hwjwJZZIbmU) <https://www.youtube.com/watch?v=hwjwJZZIbmU>

* All information of the above is for the reference only. No prior notice is made if any changes.



PROJECT		REF		REV	ITEM CODE	
LOCATION		DATE			PAGE	

SANITARY WARE SPECIFICATION SHEET



GROHE SilkMove cartridge technology for smooth handling

This premium tap comes with a continuously variable water temperature and volume adjustment technology, ensuring effortless lever operation even after years of use.



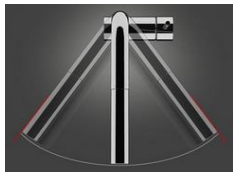
Easy to clean thanks to the GROHE StarLight chrome coating

Just wipe the tap down with a dry cloth – the ultra smooth surface finish is scratch resistant and ensures a lasting luminous sheen. You'll save plenty of time cleaning while your tap always looks shiny and new.



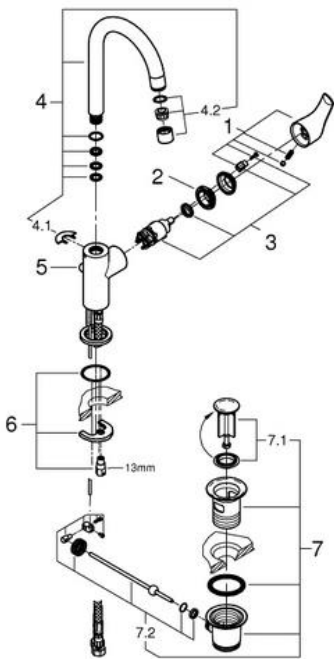
GROHE EcoJoy with water-saving function for reduced consumption

GROHE EcoJoy reduces water consumption by up to 50% without compromising on performance. Whenever you turn on your tap, you will enjoy a full jet of water while saving money nonetheless.



Swivel range 360°: extra smooth movement in all directions for easy handling

Full flexibility: extra smooth movement in all directions for easy handling (e.g. switching comfortably between two basins)



	7.2	180mm		8		13mm
	9	350mm				

Pos.-nr.	Prod. description	Order-nr.
1	Lever	46900000
2	Fitting ring	46715000
3	Cartridge	46580000
4	Tubular spout	13368000
5	Pop-up rod	06329000
6	Shank mounting kit	46249000
7	Waste set 1 1/4"	28910000
8	Mounting wrench	19017000*
9	Ball rod	07341000*

* Optional accessories



Note:

* All information of the above is for the reference only. No prior notice is made if any changes.



es Department

士打道七號入境事務大樓

Immigration Tower, 7 Gloucester Road, Hong Kong

電子郵遞
e-mail wsdinfo@wsd.gov.hk

電話
Telephone 2829 4367

圖文傳真
Facsimile 2824 0578

檔號
Reference (2) in WSD 3321/16 Pt.1 T/J(1134)

15 August 2016

Approval of "GROHE" Basin Mixer

Your letter ref. WRC/1160 dated 25 July 2016 refers.

Having considered the test report ref. J20278 issued on 21 July 2016 by Nutek Systems (HK) Ltd., this Authority accepts that the fitting described below complies with, and its use when correctly installed does not contravene, the Waterworks Ordinance and Regulations.

Name of Manufacturer: Grohe AG

Country of Origin: Portugal

Brand: Grohe

Details of Fitting: 3/8" Single lever basin mixer supplied with one pair of stainless steel wire braided water inlet flexible hose (manufactured by Neoperl GmbH Model: Neoflex SPX DN6 G3/8") approved by UK's WRAS under ref. 1506306

Model: 23537002

Body Markings: Logo of "Grohe"
Expiry Date: 25 May 2021 (for mixer)
30 June 2020 (for flexible hose)

This Authority hereby permits the use of the above fitting in fresh water plumbing systems subject to full adherence to Waterworks installation requirements. In particular, you are required to draw your customers' attention to the following requirement-

"The cold water supply to the fitting shall be drawn from the same source that supplies the hot water apparatus so as to provide a balanced pressure and to obviate the risk of scalding in the event of a restriction or failure in the water supply."

A condition of this acceptance is that the fitting to be installed shall be replicas of the sample as certified by the testing agent mentioned above and without modifications. This acceptance may be withdrawn at any time if the standard of the fitting installed fails to meet that of the approved sample or if the fitting is found to be unsuitable for use in fresh water plumbing systems.

This acceptance is only applicable to the main body of the fitting, unless other specified.

For the use of the fitting in any project, the Acceptance Reference Number at the bottom of this letter must be quoted as a means of identification of acceptance of the fitting by this Authority.

Should you have any enquiries, please contact our Engineer Mr. Terry KUNG at tel. no. 2294 2656.

Yours faithfully,



(LAM Ching Man)
for Water Authority

c.c. WSD 3321/1/82] - without catalogue
ME/CS(MC)] - with soft copy only